



# Products catalog



**STAGEMAKER®**

# edito

**STAGEMAKER®** motors and accessories meet today's demanding market requirement and lead the way to the future.

**STAGEMAKER®** hoists are recognized worldwide as the future standard for stage and tour equipment.

**VERLINDE** is synonymous with state of the art technology, uncompromising safety, and product reliability and availability in the widest range of speeds and load capacities. This is the result from 150 years of innovation and it is no coincidence that

**STAGEMAKER®** introduced on the market the first hoist dedicated to entertainment industry, the **LITACHAIN L104** in 1975.

Our product's amazing characteristics and features truly open the gates to creativity and inspiration for lighting movement solutions.

**STAGEMAKER®** staging the future.

# content

Compacts motors	2
Variable speed motors	6
Cyberhoist	10
Innovations	12
Accessories	14
Controlers	16
Controlers R8CPU-VS	18
Other lifting products	20
Eurosystem alu	22

Welcome to the world of

**STAGEMAKER®**

# STAGEMAKER®

## compacts motors

The STAGEMAKER® COMPACT is designed for handling stage and theatre equipment, ensuring safe and precise positioning of speakers, lighting systems, stage sets, sceneries, etc.

The STAGEMAKER® COMPACT electric hoists implements CE-certification chain and comply with the American CSA standard. The STAGEMAKER® COMPACT features and options, its compact design and on-going adaptability (R&D, close corporation with the entertainment industry) makes this system the best choice for your stage productions.



2



### Main technical characteristics (version A)

- Class F lifting motor
- Enhanced safety by load limiter
- Electromagnetic disk brake
- Power supply: 400V-3Ph – 50 Hz / 460-60Hz-3Ph
- Pivoting upper and lower hook
- Compact dimensions
- Hoist housing made of injection-cast aluminum
- Black lifting chain
- Load wheel with 5 pockets
- CHAINFLUX chain guide system with horizontal output
- Mat black painted (RAL 7021)
- Ergonomic handgrip for easy transportation
- Upright and inverted use in standard configuration and in industrial position by simply shifting chain bucket (SM5 and SM10)
- High-capacity chain bucket

### Ergonomic handgrips.

The hoist body is made of injection-cast aluminum to reduce motor weight. The motor ribs ensure efficient heat dissipation (up to 240 startups per hour). The hoist is protected by 80-micron epoxy paint (RAL 7021).



### Black lifting chain.


Class T, 800 N/mm<sup>2</sup>. Safety coefficient 5, electrogalvanized, specially manufactured for VERLINDE. High-capacity, high-strength chain bucket made of enforced high grade black fabric, 900 denier, removable.



### Load wheel with 5 pockets.

Machined in a single production step on our machining centers. The 5-pocket load wheel ensures fluid movement of the lifting chain and reduce the polygon effect. The CHAINFLUX horizontal output guide system prevents chain twisting regardless of the motor position.

3



### Large steel panel electrical housing.

It receives the electrical components and provides space for other options. The housing provides easy access for all maintenance operations (IP55/NEMA 3R).

Geared limit switches, hour counter, encoder bearing, sensors... are just some of the available options. The unit comes with a standard connection cable equipped with a CE type connector or Harting connector according version type.



### Optional equipment

- Built-in encoder
- Built-in load monitoring system
- Electronic load limiter
- Pendant control
- Double brake
- 2 lifting speeds
- Controller for 4/6/8/12 channels
- Motor available in version BGV-C1 (VBG-70) and version BGV-D8+
- Geared limit switch (2 or 4 cams)
- Very-low voltage control (48 V)
- Variable speed
- Wide range of flight cases for 1 or 2 motors

Motors in inverted position

SM1&2

**new**  
250 kg / 1 fall



SM5



SM10



Motors in normal position

SM1&2

**new**  
250 kg / 1 fall



SM5



SM10



SM16, 20&25



## Different levels of control to suit any application

Capacity (kg)	Type code			Speed (M/min)	Hoist duty cycle % <sup>4</sup>	Nb of falls	Chain size (mm)	Motor power (kW)	Dimensions <sup>3</sup> (mm)			Weight <sup>4</sup> (kg)		
	Version A - B - C and E		Version D						A	B	H	Hoist body	chain p/m lift	
	Standard	Advanced safety												
	BGV-D8	BGV-D8+ <sup>1</sup>	BGV-C1 <sup>2</sup>											
125	SM1 128M1			8	40		3.1x9.3	0,2	278	200	110	14	0,2	
	SM5 1216M2	SM5 1216M2		16	40	1	4.8x12.5	0,45	401	247	135	27	0,55	
250	SM2 254 M1			4	25	1	4x12	0,2	334	200	110	17	0,35	
	SM5 254 M2			4	40	1	4.8x12.5	0,45	401	247	135	27	0,55	
			SM5 254 M2		4	40	1	4.8x12.5	0,45	451	247	135	27	0,55
	SM5 258 M2			4	40	1	4.8x12.5	0,85	401	247	135	27	0,55	
			SM5 258 M2		8	40	1	4.8x12.5	0,85	451	247	135	27	0,55
	SM5 2516 M1			16	25	1	4.8x12.5	0,85	401	247	135	27	0,55	
500	SM5 504 M1			4	25	1	4.8x12.5	0,45	401	247	135	27	0,55	
		SM10 504 M2	SM10 504 M2	4	40	1	6.8x17.8	0,9	588	283	175	52	1,22	
	SM5 508 M1			8	25	1	4.8x12.5	0,85	401	247	135	27	0,55	
		SM10 508 M2	SM10 508 M2	8	40	1	6.8x17.8	1,75	588	283	175	52	1,22	
1000	SM10 5016 M1			16	25	1	6.8x17.8	1,75	481	283	175	48	1,22	
		SM10 1002 M2	SM10 1002 M2	2	40	2	6.8x17.8	1,75	588	283	175	52	2,44	
	SM10 1004 M1			4	25	1	6.8x17.8	0,9	481	283	175	48	1,22	
		SM10 1004 M2	SM10 1004 M2	4	40	2	6.8x17.8	1,75	588	283	175	52	2,44	
	SM10 1008 M1			8	25	1	6.8x17.8	1,75	481	283	175	48	1,22	
1250	SM16 1008 B1			2/8	25	1	9x27	3.5/0.87	518	490	195	115	1,8	
	SM25 1256 B2			1.6/6.3	40	1	11.3x31	3.5/0.87	518	490	195	115	2,85	
1600	SM16 1608 B1			2/8	25	1	9x27	3.5/0.87	518	351	195	100	1,8	
2000	SM10 2002 M1			2	25	2	6.8x17.8	1,75	588	283	175	52	2,44	
	SM10 2004 M1			4	25	2	6.8x17.8	1,75	588	283	175	52	2,44	
		SM20 2004 B2		1/4	40	2	11.3x31	3.5/0.87	518	490	195	115	2,85	
2500	SM20 2008 B1			2/8	25	2	11.3x31	3.5/0.87	518	351	195	110	2,85	
	SM25 2503 B2			0.75/3.25	40	2	11.3x31	3.5/0.87	518	490	195	115	5,7	
5000	SM25 2506 B1			1.6/6.3	25	1	11.3x31	3.5/0.87	518	351	195	110	2,85	
	SM25 5003 B1			0.75/3.25	25	2	11.3x31	3.5/0.87	518	351	195	125	5,7	

1 : Includes safety factor 10 and double brake.

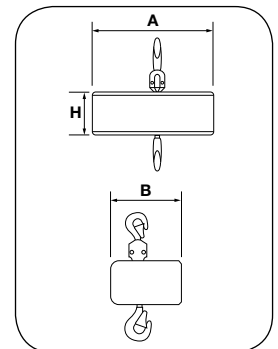
2 : Includes safety factor 10, double brake, overload detection and special controls.

3 : Weight and sizes are indicative.

4 : Electric motors are min. 40% ID - 240 starts per hour.

- **Version A** : Cost effective direct control for rental and general rigging purposes.
- **Version B** : Low voltage control for fixed installations.
- **Version C** : Hoists for controllers with programmable presets.
- **Version D** : Controls in compliance to BGV-C1 code of praxis.
- **Version E** : Hoists without controls for external control integration.
- **Version F** : Cyberhoist, network controlled 3D programmable hoist.
- **Version V** : Hoists with built-in inverter for smooth speed control.
- **Version S** : Single phase power supply.

Versions A-B-C-E and V are also available in compliance with BGV-D8+ code of praxis.



# STAGEMAKER® variable speed motor

Now it is easy  
to control  
**the load with  
accuracy.**



## Main technical characteristics (version V)

This new motor is based on the SM 10 body associated to a variable speed drive integrated in the electrical housing.

- Lifting variable speed drive VLh002.
- Encoder on motor shaft.
- Brake resistor.
- Thermistor on lifting motor.
- Rectifier and brake control relay.
- Continuous speed monitoring system:
  - Stall monitoring: if the motor does not turn, the system inhibits lifting movement.
  - Overspeed monitoring: if the motor turns at a speed 20% above the nominal speed, the system inhibits lifting movement.
- CHAINFLUX chain guide.
- Hour counter (by means of variable speed drive).





## Advantages of variable speed drive


- High-precision, gentle lifting movements.
- Lower shock and stress on carrying structure.
- Reduced maintenance.
- Compact dimensions.
- Sophisticated design and production.
- Efficient load handling.
- High level of safety and reliability.
- Excellent investment return.
- An incredible price !!







SM10 V and controler diagram

This system is the perfect combination of high quality chain hoist with variable lifting speed drive with a controller associated to a PC computer.

Emergency stop 

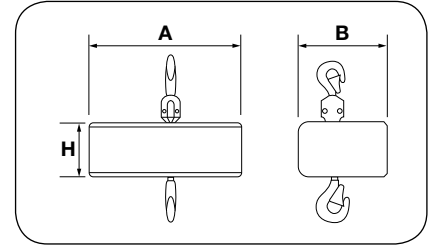
Power supply 



 Ethernet cable  
 Power and control cable

## Optional equipment

- Non-standard electrical power supply.
- Controller.
- Geared limit switch.
- Protection: IP 55 or higher.
- Flight cases.
- Power supply and control cables.



## Variable speed lifting motor (version V)

Capacity (kg)	Version V		Speed (M/min)	Hoist duty cycle % <sup>4</sup>	Nb of falls	Chain size (mm)	Motor power (kW)	Dimensions <sup>3</sup> (mm)			Weight <sup>3</sup> (kg)	
	Standard BGV-D8	Advanced safety BGV-D8+ <sup>1</sup>						A	B	H	hoist body	Chain p/m lift
500	SM10.508V2-V		0.5/8	50	1	6.8x17.8	1,75	481	381	175	50	1,22
		SM10.508V2-V	0.5/8	50	1	6.8x17.8	1,75	588	381	175	54	1,22
	SM10.5016V1-V		1/16	40	1	6.8x17.8	1,75	481	381	175	50	1,22
		SM10.5016V1-V	1/16	40	1	6.8x17.8	1,75	588	381	175	54	1,22
1000	SM10.1008V1-V		0.5/8	40	1	6.8x17.8	1,75	481	381	175	50	1,22
		SM10.1008V2-V	0.5/8	50	2	6.8x17.8	1,75	588	381	175	54	2,44
2000	SM10.2004V1-V		0.25/4	40	2	6.8x17.8	1,75	481	381	175	50	2,44

1 : Includes safety factor 10 and double brake.

2 : Includes safety factor 10, double brake, overload detection and special controls.

3 : Weight and sizes are indicative.

4 : Electric motors are min. 40% ID - 240 starts per hour.



# STAGEMAKER® Cyberhoist

## A revolution in computer-controlled hoists

The revolution in motion control continues. STAGEMAKER® CYBERHOIST “intelligent hoist motor” system with the dedicated InMotion 3D design and control software create a powerful new tool for achieving complex and dynamic set element movements quickly, safely and in near silence.

System options include (dual) Full Production System, (single) Production System and NoteBook Production System, a handheld controller for fast load-in and loadout and an expanded range of three STAGEMAKER® CYBERHOIST motors, providing a wide choice of loading and speed ranges.





Remote control system.

STAGEMAKER® CYBERHOIST was awarded the innovation prize at the Plaza tradeshow in London and at the LDI at Orlando.



Designed in cooperation with lighting and set-designers and production managers, this revolutionary system has all the features the entertainment and corporate presentations markets have asked for – and more. Abilities include fast programming, accurate positioning and repeatability, true timed speed control, no truss twisting at start up and much more.

Analogous to an automated lighting system – and unlike any other motion control system on the market – this system’s “intelligence” is shared between the host control computer and the dedicated STAGEMAKER® CYBERHOIST motors. Each motor’s integral proces-

sor (communicating via DataMotion technology over Ethernet) interacts with the host computer to feed back real-time position, speed, temperature, load and status data for total control and complete safety.

The advantages of controlled interaction between lighting and rigging equipment, and the tremendous time-saving during a show build because of the system’s simplicity to install, are clear. Above all, accurate and smooth variable speed control from 0.1 mm/sec (0.004”/sec) up to 40 metres/min\* (2 ft per sec), in steps of 0.1 mm/sec, permits programming with a precision of ± 0.1 mm over the whole chain length.



# STAGEMAKER® innovations

## chainflux

### Innovation, the natural flow

Constantly improving and adapting its products to market needs (R&D, cooperation with entertainment industry), VERLINDE is proud to present its NEW STAGEMAKER® CHAIN GUIDE (available on SM5 and SM10).

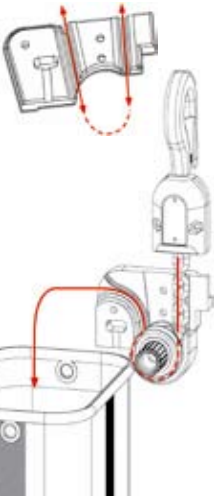
#### new concept

Its special shape provides a much more fluid horizontal flow of the chain as it comes out of the load wheel.



**CHAINFLUX**

Standard system



With CHAINFLUX

#### material

High strength industrial polyamide. This material provides a remarkable friction coefficient, facilitating passage of the chain on ejection.

#### Many technical advantages

A number of technical advantages are provided by this new innovative ejection system:

- Prevents chain jamming at the upper part of the hoist as the chain comes out.
- The slack side of the chain has no influence on the internal transmission of the hoist.
- Avoids any possibility of jamming due to twisting of the chain.
- Optimizes chain introduction in the chain bucket.
- Reduced contact area between hoist body and chain reduces wear.



Upper hook with built-in overload sensor



STAGEMAKER SM5 double brake

ACF Board in aluminium electric cubicle on STAGEMAKER SM 5



# innovation double brake on SM16/20/25

The power of the SM16/20/25 Stagemakers and the safety of a double brake:

- A safety margin of 1-to-10 in 1 metric ton
- Unique safety equipment: the parking brake is mounted on the hoisting block.

The first brake is placed after the load limiter and the second on the hoisting block.

This unique “parking brake” type device on the driving gear of the chain prevents all slip or dropping of the load when the hoist is stopped.

In addition, if you divide the maximum load allowed on the motor by 2, your hoist then comes into compliance with standard D8+ !!!



Double brake on  
SM16, 20 et 25

## Optional equipments

- Geared limit switches (2 or 4 cams).
- Hour counter.
- Integrated encoder system.
- Integrated measuring system.
- Electronic load limiter.
- Pendant control.
- Double brake.
- 2 lifting speeds (1:4 ratio).
- Compact motor version.
- Motor available in version VGB-C1
- Very-low voltage control (48 V).
- Variable speed for lifting and direction.
- Compact flight case for 1 or 2 motors.
- Single phase motor.

# STAGEMAKER®

## accessories

### flight cases

A broad range of flight cases specially designed for the STAGEMAKER® motors is available.



Motor type	Description	Chain length	Type
SM1	Flight case for 2 hoists	40 m	FL012
SM1	Flight case for 4 hoists	40 m	FL013
SM2	Flight case for 2 hoists	40 m	FL021
SM5	Flight case for 1 hoist	30 m	FL002
SM5	Flight case for 1 double brake hoist	50 m	FL006
SM5	Flight case for 2 hoists	30 m	FL004
SM5	Flight case for 2 double brake hoists	50 m	FL011
SM10	Flight case for 1 hoist	30 m	FL001
SM10	Flight case for 1 hoist	50 m	FL014
SM10	Flight case for 2 hoists	30 m	FL003
SM10	Flight case for 2 hoists	50 m	FL015
SM10	Flight case for 1 double brake hoist	40 m	FL005
SM10	Flight case for 2 double brake hoists	40 m	FL010
SM10V	Flight case for 1 variable speed hoist	30 m	FL019
SM10V	Flight case for 2 variable speed hoists	30 m	FL017
SM16-20-25	Flight case for 1 hoist	-	FL007



- 9.5 mm wood panel structure with black covering.
- Double 2 mm aluminum corner profiles.
- PENN locks.
- 2 carrying grips on SM1 and SM5.
- 4 carrying grips on SM10.
- Reinforced upper plate.
- Wheel diameter 100 mm.





# Electronics force gauge

The electronic force gauge PEV is a compact measuring device with an LCD or LED display (according model) which indicate in real time the load on hook.

- Accuracy +/- 0.1% at nominal load
- Std.Fonctions: Overload signal (110% max. load), allow for the tare, reset to 0, Addition, total clearing. (Except. PEV 1 "Addition" and "total clearing" as option).
- Good readable via the big display (LCD or LED)
- Values saving
- Operating temperature: - 20° à + 60° C
- Protection: IP 55
- Deliver with 2 Shackles and upper and lower fixation parts



## Options

- Display with 5 LED 25,4mm - 1".
- Infra red remote.
- Suitcase.
- Load selection.
- Additional battery.
- Stainless steel version.
- Tropicalized version and IP 65 protection.
- Built-in printer.
- Radio, Bluetooth® or Wifi® Transmission data.

# Cable and pushbutton controller

- Pushbutton controller for 1 or 2 motors (version A only).
- Connection cable for 2 controllers (Master/Slave connection).
- Splitter box to connect up to 5 controllers.
- Connector / multiple connector adapter.
- Multiple connection cable for motors.
- Connection cable for 1 motor.
- Remote control with emergency stop.



# STAGEMAKER® controllers

The STAGEMAKER® CONTROLLER has been specifically developed for the control of STAGEMAKER® VERLINDE motors (chain hoist) of the SM series. The controllers come with 4 or 8 channels and can be integrated in a compact flight case (19" rack) or a vertical flight case depending on the model.

The STAGEMAKER® CONTROLLER allows you to control the show motors individually or by group by simply pressing a button. Motor pre-selection system for each control unit, selection panel / remote control comes as standard feature on RM type motors.

The STAGEMAKER® motors equipped with options such as: low voltage control, adjustable limit switch and thermal protection for lifting motor can also be controlled by this system using a single power supply cable. For larger applications, the STAGEMAKER® CONTROLLER can be connected together (this function is optional) for a system controlling up to 40 motors. All the motors selected will be activated simultaneously by a single button. Other configurations are available on request.

The STAGEMAKER® COMPACT satisfies the current safety standards (hoist defined to CE standards) and meets all the needs and requirements of the entertainment industry.

The STAGEMAKER® CONTROLLER satisfies the current European safety standards relative to electrical equipment (IEC & EMC) and has been approved by official European institutes. These control systems provide the user with a high level of flexibility, durability and safety.



Controller R4PRMSR



Controller SC4P



## Controllers range

Type	Channel	Control	Remote control	Packaging	For hoist version/type	Hoist connections
SC4P	4	Direct	No	ABS suitcase	A	CEE plug 4p
SC8P	8	Direct	No	ABS suitcase	A	CEE plug 4p
R4P	4	Direct	No	19" 3U rack in flightcase	A	Harting 16p
R8P	8	Direct	No	19" 3U rack in flightcase	A	Harting 16p
R12P	12	Direct	No	19" 6U rack in flightcase	A	Harting 16p
R4PRM	4	Direct	Yes / remote	19"6U rack in flightcase	A	Harting 16p
R8PRM	8	Direct	Yes / remote	19" 6U rack in flightcase	A	Harting 16p
R12PRM	12	Direct	Yes / remote	19" 6U rack in flightcase	A	Harting 16p
R4PRMSR	4	Direct	Yes / radio	19" 3U rack in flightcase	A	Harting 16p
R8PRMSR	8	Direct	Yes / radio	19" 3U rack in flightcase	A	Harting 16p
R12PRMSR	12	Direct	Yes / radio	19" 6U rack in flightcase	A	Harting 16p
FL4PLV	4	Low voltage (48Vac)	No	vertical flightcase	B	2 x CEE plug 4p
FL8PLV	8	Low voltage (48Vac)	No	vertical flightcase	B	2 x CEE plug 4p
FL12PLV	12	Low voltage (48Vac)	No	vertical flightcase	B	2 x CEE plug 4p
FL4PRMLV	4	Low voltage (48Vac)	Yes / remote	vertical flightcase	B	2 x CEE plug 4p
FL8PRMLV	8	Low voltage (48Vac)	Yes / remote	vertical flightcase	B	2 x CEE plug 4p
FL12PRMLV	12	Low voltage (48Vac)	Yes / remote	vertical flightcase	B	2 x CEE plug 4p
FL4PRMLVSR	4	Low voltage (48Vac)	Yes / radio	vertical flightcase	B	2 x CEE plug 4p
FL8PRMLVSR	8	Low voltage (48Vac)	Yes / radio	vertical flightcase	B	2 x CEE plug 4p
FL12PRMLVSR	12	Low voltage (48Vac)	Yes / radio	vertical flightcase	B	2 x CEE plug 4p
R4PRMVS	4	Low voltage (48Vac)	Yes	19" 6U rack	V	Harting 16p
R8PRMVS	8	Low voltage (48Vac)	Yes	19" 6U rack	V	Harting 16p
R12PRMVS	12	Low voltage (48Vac)	Yes	19" 9U rack	V	Harting 16p
R4CPUVS	4	Low voltage (48Vac)	No / with PC	19" 6U rack	C - D - V	Harting 16p
R8CPUVS	8	Low voltage (48Vac)	No / with PC	19" 6U rack	C - D - V	Harting 16p
R4PRMLV-C1	4	Low voltage (48Vac)	Yes / remote	19" 6U rack in flightcase	D	Harting 16p
R8PRMLV-C1	8	Low voltage (48Vac)	Yes / remote	19" 6U rack in flightcase	D	Harting 16p
R12PRMLV-C1	12	Low voltage (48Vac)	Yes / remote	19" 9U rack in flightcase	D	Harting 16p
B2PRMLV-C1	2	Low voltage (48Vac)	Yes / remote	Wall unit	D	Harting 16p
B4PRMLV-C1	4	Low voltage (48Vac)	Yes / remote	Wall unit	D	Harting 16p
B8PRMLV-C1	8	Low voltage (48Vac)	Yes / remote	Wall unit	D	Harting 16p
B12PRMLV-C1	12	Low voltage (48Vac)	Yes / remote	Wall unit	D	Harting 16p



# STAGEMAKER® controllers R8CPU-VS

This range of STAGEMAKER® CONTROLLERS has been specifically developed for positioning and control of VERLINDE STAGEMAKER® (chain hoist) motors of the SM series in their single-speed, two-speed and variable speed versions. This modular system allows connecting up to 8 CPU units, each controlling or 8 motors. The STAGEMAKER® CPU CONTROLLER is easily integrated in a 19" rack.





## System description



### The STAGEMAKER® CPU-VS CONTROLLER

allows you to pre-program and control motors individually, simultaneously or by groups on a show stage.

The pre-selection, height adjustment and delays can be set separately in order to create multiple combinations in accordance with the various shows and stage sets in different rooms or studios.

The power supply and control functions are combined in the same unit; the hoists are connected by a single 16-contact cable.

The various positions of the hoists are determined by an incremental encoder; the information is then recorded and temporarily stored in the CPU in the event of a power failure

The selection can be defined for individual or group operation (with adjustable synchronization).

Activation of a motor safety component such as the ON/Emergency stop switch, load limiter, thermal protection device immediately shuts down the group of motors.

A phase inversion detection system is also included in the CPU.

A remote control for the “emergency stop” and “startup button” functions is available on option.

Manual operation is possible without the PC using touch keys and LED indication.

A safety system satisfying standard BGV-C1 (VBG 70) is available on option.



Type	Channel	Control	Remote control	Packaging	For hoist version/type	Connections
R8CPU-VS	8	Low voltage (48Vac)	Via PC	Vertical flightcase	V	Harting 16p
CC48	up to 64	Low voltage (48Vac)	Via PC	19" 3U rack in flightcase	V	Ethercon RJ45

# STAGEMAKER®

## other lifting products

We offer a wide range of products (manual and electrical) for use in stage applications.


### winches



**TIRLIFT**  
from 125 to 990 kg



**TYPE MA/MB**  
from 300 to 1.350 kg



# hoists

## STAGEMAKER® hand chain block

From 250 to 1.000 kg

- Comes with standard load limiter (except 250 kg model).
- **Optional:** chain bucket with 20 meter capacity and hoist transport grip.



# CHD



## Manual trolley from 250 kg to 10 tons

CHD trolleys enable suspension of all types of lifting devices equipped with a hook.

- Adjustable side plates.
- Travel is ensured by pushing or by hand wheel and chain.
- The rollers are mounted on ball-bearings with removable axle.
- The rollers are compatible with any type of monorail girder.

**Option :** trolley available with beam lock.

# training center

Our training center provides theoretical and practical courses on our products, as well as refresher courses to keep our customer staffs up to date with technical developments in the field of lifting and conveying equipment. These include courses on automatic control, on-board electronics, remote control systems, variable speed drives, ...).



# EUROSYSTEM<sup>®</sup> ALU

## handling aluminium profiles



### ergonomic

Light rails means users can very easily and effortlessly handle heavy and cumbersome loads.

### accurate

Accuracy is ensured through high quality manufacture and smooth movements.

### anti-corrosion

The aluminium profiles are externally and internally anodised.

### economical

Reduce weight of supporting structure.

### technological

The beam is the result of the latest innovations in cold extrusion and structure optimisation.

### practical

The beam is compatible with all ITEM standard accessories.

### lasting

Strong resistancy to wear and tear is the result of anodisation and the roller materials.

### safety

The beam is guaranteed without welding.

### silence

Operates silently due to the precise manufacture of the movement surface.



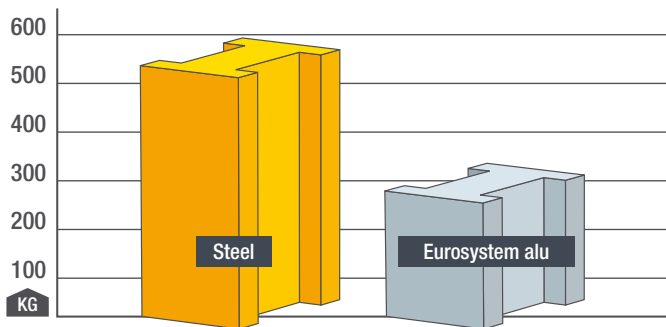


4 sizes of beam :

- **AL06**, 6,5 kg a meter, up to 320 kg.
- **AL08**, 8 kg a meter, up to 500 kg.
- **AL10**, 10,6 kg a meter, up to 2 000 kg.
- **AL14**, 14,5 kg a meter, up to 2 000 kg..

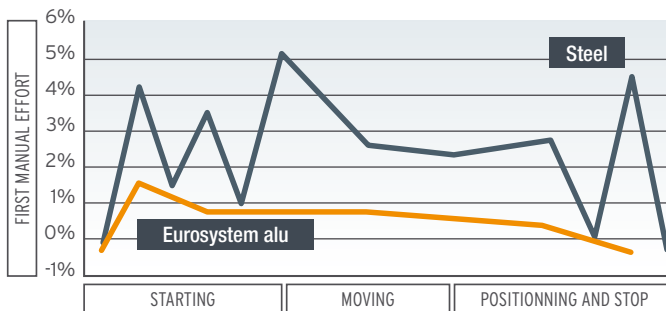
### Reduced cost of supporting structures

- 2 times lighter than its steel equivalent.
- Easy to install and use.
- Economical for lifting structures.



### Better workstation ergonomics and increased productivity

Compared with steel rails, when manually moving loads, the movement coefficient of the trolley rollers is greatly reduced in order to minimise operator effort.




## Alu Eurosystem in figures

Materials :  
6063-T6  
according to EN-AW

20 micron anodisation :  
A6C0

Extrusion tolerance of beams according to standard :  
EN 12020

Complies with applicable regulations according to standard :  
EN 13001, EUROCODE 9



Greater **accuracy** of movements and positioning attachment points.

**Better management** of the stage area.

**Can be fixed** to lifting structures in buildings.



## Monorail track up to 2000 kg loads

- Simple solution where loads are moved on 2 axes.
- Movement tracks and simple or complete circuit systems with direction changed by switch or turn table is also available.

## Options

- Available in black anodised version.
- Curved rail for circuits.
- Integral electrical supply.
- Transfer system.
- Switches.
- Turn table.
- Direction and/or motorised transfer trolleys with speed variation and power assistance using the R8CPU controller.
- Parallel supply to beam by integrated conductor.


## Suspensions

Mean that the whole handling system can be fixed to a lifting structure. Several suspension types are available depending on the type of beam used and the type of the host structure.



### Locking plates

Can be dismantled, they act as a buffer, dust protection and they complete the attractiveness of the installation.



### Joining of rails

A perfect cut, pin pointer, 16 point locking system which is easy to implement : one of the features that make the difference.

## Direction and transfer trolley


- Synthetic rollers on ball bearing.
- High security suspension by ball thrust bearing.
- Double buffer.
- Available in a manual or motorised system version.





Multiple single girder crane on two runways (encasted or suspended) for loads up to 2000 kg

- Ideal for covering the whole stage area and very easily creating attachment points on request.
- For the greatest ranges and heaviest loads.
- To cover the largest surfaces in 3 dimensions.
- The height required is reduced to the minimum.



25

Single girder suspended or encasted crane for loads up to 2000 kg

- To cover the largest surfaces in 3 dimensions.
- Ready to be installed to optimise lifting height.





## We are

- A lifting equipment manufacturer with a large range hoisting equipment from 60 to 80.000 kg.
- A group employing 9.500 staff.
- EUROPE and USA quality control certified.



### STAGEMAKER® worldwide

Distributors in Germany, Holland, Belgium, Italy, Argentina, Austria, Brazil, Chilli, Ireland, United Kingdom, Spain, Sweden, Norway, Finland, France, Portugal, Hungary, Poland, Russia, Denmark, China, Thailand, Indonesia, Malaysia, United States, Canada, Mexico, etc.

To locate distributor in your country,  
please consult: [www.stagemaker.com](http://www.stagemaker.com)

Welcome  
to the world of

# STAGEMAKER®