

STAGEMAKER



SPARE PART CATALOGUE FOR HOIST

-

English P7694530-0.ORD 4.5.2015

- - 4500445113 -

SI



Table of contents

1 GENERAL.....3


1.1 Symbols and abbreviations..... 3


1.2 Spare part order 3

1 GENERAL

1.1 Symbols and abbreviations

The following symbols are used in the instructions:


	WARNING	Indicates a potentially hazardous situation, which if not avoided, COULD result in death or serious injury.
---	----------------	--

	CAUTION	Indicates a potentially hazardous situation, which if not avoided, MAY result in minor or moderate injury. It may also be used to alert against unsafe practices.
---	----------------	--

1.2 Spare part order

When ordering spare parts please specify:

- spare part number
- description
- product serial number
- complete product type
- date of manufacture

	CAUTION	If spare part position is referred on drawing but not on list below contact your spare part supplier.
---	----------------	---

	WARNING	Always use manufacturer's original spare parts.
---	----------------	---

	WARNING	Includes standard model spare parts only! If the hoist is special, use the special drawings to specify spare parts for special assemblies.
---	----------------	--